



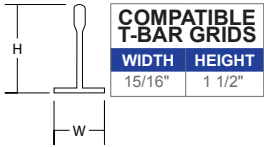
RECESSED GPA620 (2X4)

® PARABOLIC GRID LUNINAIRE

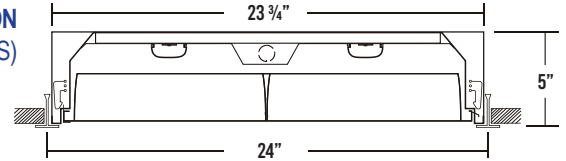


JOB	
TYPE	
DATE	

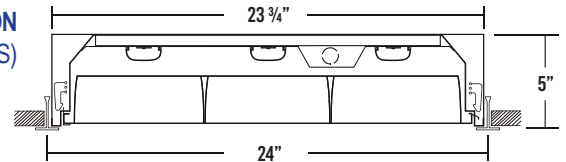
Recessed Parabolic Troffer for T-Bar Ceilings




CROSS SECTION (2 ROWS)




CROSS SECTION (3 ROWS)




S12 LOUVER CONFIGURATION (2 ROWS, 12 CELLS)




S18 LOUVER CONFIGURATION (3 ROWS, 18 CELLS)



BACKPLATE (2 ROWS)



BACKPLATE (3 ROWS)



SPECIFICATIONS

Construction

- 22 gauge cold-rolled steel housing
- Louvers secured to housing by T-hinges and latches
- One-way polyurethane gasket between housing and louver

Finish

- Baked white polyester finish
- Minimum reflectance 86%
- Parabolic louvers: semi-specular low iridescent aluminum finish

Optical

- Nominal 3" deep aluminum parabolic louvers
- Frosted white acrylic white lens covering the LED rows

Electrical

- High-efficiency drivers coupled with long-life LEDs
- Service life tested at 50,000 hours (L70)
- Universal voltage 120V through 277V (347V / 480V available)
- Power Factor (PF) ≥ 0.9
- Total Harmonic Distortion (THD) ≤ 20%

Listing

- UL USA and Canada listed / suitable for damp locations

Warranty

- 5-Year limited warranty standard. 10-Year limited warranty also available

APPLICATIONS

- Commercial, Office

FEATURES

- 0-10V dimming driver standard
- Suitable for damp locations
- Supports California Title 24 compliance

OPTIONS

- Range of lumen packages and color temperatures
- Tunable white (2700K-6500K)
- White louvers (other colors also available)
- Wireless controls
- Emergency battery packs
- 20 gauge housing
- Customization available upon request



Los Angeles Lighting Mfg. Co.
 Contact Us
 T: 626-454-8300 10141 Olney Street
 F: 626-454-8399 El Monte, CA 91731
 www.lalighting.com Made in the USA



Due to continued product improvements and enhancements, Los Angeles Lighting Manufacturing Company reserves the right to alter specifications, dimensions, data, and/or materials without notice. Please visit our website to view the most current information.

© 2024 LOS ANGELES LIGHTING MANUFACTURING CO. ALL RIGHTS RESERVED

Revised: 05/09/24



ORDERING INFORMATION: Additional Options Available. Visit www.lalighting.com/resources for more information

EXAMPLE: GPA620-6-4L-S18-DRDM-UNV-3/840									
SERIES	NOMINAL LED LUMENS	NOMINAL LENGTH	MATERIAL / FINISH	LOUVER CONFIGURATION	ELECTRICAL	DRIVER	VOLTAGE	# OF LED ROWS	CRI / CCT
GPA620		4L				DRDM	UNV		
GPA620 • Recessed Parabolic Troffer for T-Bar Ceilings	4 - 4000lm 6 - 6000lm 8 - 8000lm 12 - 12000lm High Efficacy 4HE - 3000lm 6HE - 4000lm 8HE - 6000lm 12HE - 12000lm Contact customer service for additional lumen packages	4L • 2' x 4'	20G • 20 Gauge Cold-Rolled Steel Housing <i>Leave blank for standard 22 gauge cold-rolled steel housing</i>	S12 • Semi-Specular Low Iridescent Aluminum; 2 Rows of 6 Cells S18 • Semi-Specular Low Iridescent Aluminum; 3 Rows of 6 Cells <i>White and other louver colors also available. Contact Customer Service.</i>	BPL1.5 • 1500 lm Emergency Battery Pack WLC(LED RU) • EnOcean Wireless Control *Leave blank if not specified	DRDM • 0-10V Dimming Driver	UNV • 120V-277V 120V • 120 Volt 277V • 277 Volt 347V • 347 Volt 480V • 480 Volt	2 • Two LED Rows (Only S12 Option) 3 • Three LED Rows (Only S18 Option)	827 • 80+CRI / 2700K 830 • 80+CRI / 3000K 835 • 80+CRI / 3500K 840 • 80+CRI / 4000K 850 • 80+CRI / 5000K 865 • 80+CRI / 6500K 8TW • 80+CRI Tunable White 2700K-6500K 90CRI Also available Contact customer service for additional CRI/CCT packages, including 90 CRI
Standard options for GPA620 shown above. For additional options, including lumen packages, controls, lenses, switches, finishes, and more, visit www.lalighting.com/resources or contact customer service.									

SYSTEM DATA: Additional Lumen Packages Available. Contact Customer Service for More Information

12 Cell Normal Ambient Temperature	4' - LED LUMEN PACKAGE	NORMAL AMBIENT TEMPERATURE PRODUCT CODE	DELIVERED LUMENS	SYSTEM WATTS	LUMINAIRE EFFICACY	AMBIENT TEMP.	FLUORESCENT EQUIVALENT	IES FILES
	4000 Lumens (Nominal)	GPA620-4-4L-S12-DRDM-UNV-2/840	3175	25.8	123.2 lm/W	-20°C / 35°C (-4°F / 95°F)	3-F17T8	*
	6000 Lumens (Nominal)	GPA620-6-4L-S12-DRDM-UNV-2/840	4723	39.0	121.3 lm/W	-20°C / 35°C (-4°F / 95°F)	2-BX40, 2-RU40	LA-T3901b
	8000 Lumens (Nominal)	GPA620-8-4L-S12-DRDM-UNV-2/840	6234	52.7	118.4 lm/W	-20°C / 35°C (-4°F / 95°F)	3-BX40, 3-RU40	*
	12000 Lumens (Nominal)	GPA620-12-4L-S12-DRDM-UNV-3/840	9427	81.9	115.1 lm/W	-20°C / 35°C (-4°F / 95°F)	2-BX40, 2-RU40	*

12 Cell Normal Ambient Temp High Efficacy	4' - LED LUMEN PACKAGE	NORMAL AMBIENT TEMPERATURE (HIGH EFFICACY) PRODUCT CODE	DELIVERED LUMENS	SYSTEM WATTS	LUMINAIRE EFFICACY	AMBIENT TEMP.	FLUORESCENT EQUIVALENT	IES FILES
	4000 Lumens (Nominal)	GPA620-4HE-4L-S12-DRDM-UNV-2/840	3089	22.7	135.8 lm/W	-20°C / 35°C (-4°F / 95°F)	3-F17T8	*
	6000 Lumens (Nominal)	GPA620-6HE-4L-S12-DRDM-UNV-2/840	4787	35.4	135.1 lm/W	-20°C / 35°C (-4°F / 95°F)	2-BX40, 2-RU40	*
	8000 Lumens (Nominal)	GPA620-8HE-4L-S12-DRDM-UNV-2/840	6102	45.3	134.8 lm/W	-20°C / 35°C (-4°F / 95°F)	3-BX40, 3-RU40	*
	12000 Lumens (Nominal)	GPA620-12HE-4L-S12-DRDM-UNV-2/840	9218	71.1	129.6 lm/W	-20°C / 35°C (-4°F / 95°F)	2-BX40, 2-RU40	*

NOTE:
System data as of 11/6/23.
Subject to change without notice.

System data is based on 120V input voltage. Actual performance may differ as a result of end-user environment and application. This fixture has been tested and listed in accordance with UL Standards. L.A. Lighting certifies that it will operate safely when installed properly, and within an ambient temperature range noted in the system data table.

Additional lumen packages and color temperatures available.



Los Angeles Lighting Mfg. Co.
 Contact Us
 T: 626-454-8300 10141 Olney Street
 F: 626-454-8399 El Monte, CA 91731
 www.lalighting.com Made in the USA



Due to continued product improvements and enhancements, Los Angeles Lighting Manufacturing Company reserves the right to alter specifications, dimensions, data, and/or materials without notice. Please visit our website to view the most current information.

© 2024 LOS ANGELES LIGHTING MANUFACTURING CO. ALL RIGHTS RESERVED

Revised: 05/09/24



SYSTEM DATA: Additional Lumen Packages Available. Contact Customer Service for More Information

18 Cell Normal Ambient Temperature	4' - LED LUMEN PACKAGE	NORMAL AMBIENT TEMPERATURE PRODUCT CODE	DELIVERED LUMENS	SYSTEM WATTS	LUMINAIRE EFFICACY	AMBIENT TEMP.	FLUORESCENT EQUIVALENT	IES FILES
	4000 Lumens (Nominal)	GPA620-4-4L-S18-DRDM-UNV-3/840	3087	25.5	121.2 lm/W	-20°C / 35°C (-4°F / 95°F)	3-F17T8	*
	6000 Lumens (Nominal)	GPA620-6-4L-S18-DRDM-UNV-3/840	4620	38.2	121.0 lm/W	-20°C / 35°C (-4°F / 95°F)	2-BX40, 2-RU40	LA-T3902b
	8000 Lumens (Nominal)	GPA620-8-4L-S18-DRDM-UNV-3/840	6128	50.1	122.4 lm/W	-20°C / 35°C (-4°F / 95°F)	3-BX40, 3-RU40	*
	12000 Lumens (Nominal)	GPA620-12-4L-S18-DRDM-UNV-3/840	9072	76.8	118.2 lm/W	-20°C / 35°C (-4°F / 95°F)	2-BX40, 2-RU40	*

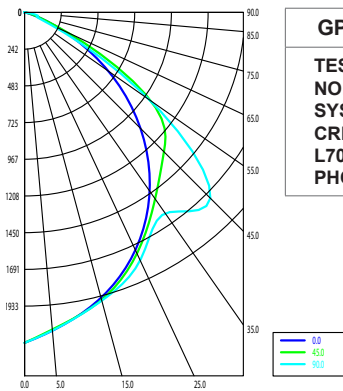
18 Cell Normal Ambient Temp High Efficacy	4' - LED LUMEN PACKAGE	NORMAL AMBIENT TEMPERATURE (HIGH EFFICACY) PRODUCT CODE	DELIVERED LUMENS	SYSTEM WATTS	LUMINAIRE EFFICACY	AMBIENT TEMP.	FLUORESCENT EQUIVALENT	IES FILES
	4000 Lumens (Nominal)	GPA620-4HE-4L-S18-DRDM-UNV-3/840	-	-	- lm/W	-20°C / 35°C (-4°F / 95°F)	3-F17T8	*
	6000 Lumens (Nominal)	GPA620-6HE-4L-S18-DRDM-UNV-3/840	4662	34.3	136.0 lm/W	-20°C / 35°C (-4°F / 95°F)	2-BX40, 2-RU40	*
	8000 Lumens (Nominal)	GPA620-8HE-4L-S18-DRDM-UNV-3/840	5988	44.5	134.6 lm/W	-20°C / 35°C (-4°F / 95°F)	3-BX40, 3-RU40	*
	12000 Lumens (Nominal)	GPA620-12HE-4L-S18-DRDM-UNV-3/840	8880	67.6	131.4 lm/W	-20°C / 35°C (-4°F / 95°F)	2-BX40, 2-RU40	*

NOTE:
System data as of 11/6/23.
Subject to change without notice.

System data is based on 120V input voltage. Actual performance may differ as a result of end-user environment and application. This fixture has been tested and listed in accordance with UL Standards. L.A. Lighting certifies that it will operate safely when installed properly, and within an ambient temperature range noted in the system data table.

Additional lumen packages and color temperatures available.

PHOTOMETRIC DATA

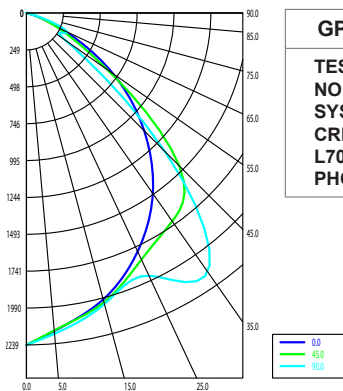


GPA620-6-4L-S12-DRDM-UNV-3/840
 TEST NO. = LA-T3901b
 NO. OF LED ROWS = 2
 SYSTEM WATT (W) = 39.0
 CRI ≥ 80
 L70(Hrs.) ≥ 50,000
 PHOTOMETRY TYPE = C

ZONAL LUMEN SUMMARY			
DEGREES	LUMENS	% LAMP	% FIXTURE
0-30	1569	25	33
0-40	2518	41	53
0-60	4396	71	93
0-90	4725	76	100
90-120	0	0	0
90-150	0	0	0
90-180	0	0	0
0-180	4725	76	100.0

SPACING CRITERION	
ALONG	ACROSS
1.10	1.17

Luminaire Output = 4723 lumens
 Luminaire Efficacy = 121.3 lm/W
 Luminaire Efficiency = 76.31%



GPA620-6-4L-S18-DRDM-UNV-3/840
 TEST NO. = LA-T3902b
 NO. OF LED ROWS = 3
 SYSTEM WATT (W) = 38.2
 CRI ≥ 80
 L70(Hrs.) ≥ 50,000
 PHOTOMETRY TYPE = C

ZONAL LUMEN SUMMARY			
DEGREES	LUMENS	% LAMP	% FIXTURE
0-30	1635	26	35
0-40	2742	44	59
0-60	4313	69	93
0-90	4620	74	100
90-120	0	0	0
90-150	0	0	0
90-180	0	0	0
0-180	4620	74	100.0

SPACING CRITERION	
ALONG	ACROSS
1.10	1.43

Luminaire Output = 4620 lumens
 Luminaire Efficacy = 121.0 lm/W
 Luminaire Efficiency = 74.00%



Los Angeles Lighting Mfg. Co.
 Contact Us
 T: 626-454-8300 10141 Olney Street
 F: 626-454-8399 El Monte, CA 91731
 www.lalighting.com Made in the USA



Due to continued product improvements and enhancements, Los Angeles Lighting Manufacturing Company reserves the right to alter specifications, dimensions, data, and/or materials without notice. Please visit our website to view the most current information.

© 2024 LOS ANGELES LIGHTING MANUFACTURING CO. ALL RIGHTS RESERVED

Revised: 05/09/24

