



RECESSED GDH420 (2ft, 4ft)

24" WIDE REGRESSED LENS LUMINAIRE



JOB	
TYPE	
DATE	

Recessed Troffer for T-Bar Ceilings



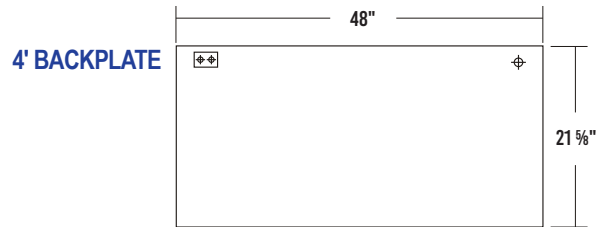
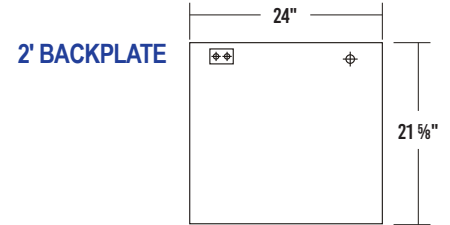
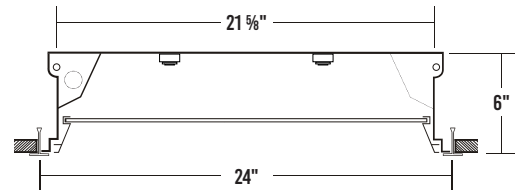
2' x 2'



2' x 4'

COMPATIBLE T-BAR GRIDS	
WIDTH	HEIGHT
15/16"	1 1/2"

CROSS SECTION



⊕ 7/8" OFFSET K.O.

⊕ ACCESS PLATE

SPECIFICATIONS

Construction

- 22 gauge cold-rolled steel housing
- 2" deep regressed extruded aluminum door frame, secured by T-hinge and spring-loaded latches
- One way polyurethane gasket
- 2 gussets installed in each corner for maximum strength and true miter alignment

Finish

- Baked white polyester finish
- Minimum reflectance 86%
- Door frame painted after fabrication

Optical

- Clear prismatic acrylic lens

Electrical

- High-efficiency drivers coupled with long-life LEDs
- Service life greater than 50,000 hours (L70)
- Universal voltage 120V through 277V (347V / 480V available)
- Power Factor (PF) ≥ 0.9
- Total Harmonic Distortion (THD) ≤ 20%

Listing

- UL USA and Canada listed / suitable for wet location

Warranty

- 5-Year limited warranty standard. 10-Year limited warranty also available

APPLICATIONS

- Commercial, Office

FEATURES

- 0-10V dimming driver standard
- Supports California Title 24 compliance
- Suitable for damp locations

OPTIONS

- Sensors and controls
- Range of lumen packages and color temperatures
- Various lenses
- 20 gauge housing
- Painted after fabrication
- Tunable white (2700K – 6500K)
- Emergency battery pack
- Customization available upon request



Los Angeles Lighting Mfg. Co.
 Contact Us
 T: 626-454-8300 10141 Olney Street
 F: 626-454-8399 El Monte, CA 91731
 www.lalighting.com Made in the USA



Due to continued product improvements and enhancements, Los Angeles Lighting Manufacturing Company reserves the right to alter specifications, dimensions, data, and/or materials without notice. Please visit our website to view the most current information.

© 2024 LOS ANGELES LIGHTING MANUFACTURING CO. ALL RIGHTS RESERVED

Revised: 07/31/24



ORDERING INFORMATION: Additional Options Available. Visit www.lalighting.com/resources for more information

EXAMPLE: GDH420-8-4L-R2W-PA-BPL1.5-DRDM-UNV-2/840									
SERIES	NOMINAL LED LUMENS	NOMINAL LENGTH	DOOR FRAME	OPTICAL	ELECTRICAL	DRIVER	VOLTAGE	# OF LED ROWS	CRI / CCT
GDH420						DRDM		2	
GDH420 • 24" Wide Regressed Lens Luminaire	2 - 2000 lm 4 - 4000 lm 6 - 6000 lm 8 - 8000 lm 12 - 12000 lm 16 - 16000 lm High Efficacy 2HE - 2000 lm 4HE - 4000 lm 6HE - 6000 lm 8HE - 8000 lm	2L • 2'	R2W • White Enamel R2B • Black Enamel R2N • Natural Anodized Aluminum	PA • Clear Prismatic Acrylic FFWA • Flat Frosted White Acrylic FPA2 • Frosted Prismatic Acrylic	BPL1.5 • 1500 lm emergency battery pack WLC(xx) • Wireless Control *Leave blank if not specified	DRDM • 0-10V Dimming Driver	UNV • 120V-277V 120V • 120 Volt 277V • 277 Volt 347V • 347 Volt 480V • 480 Volt	2 • 2 LED Rows	827 • 80+CRI / 2700K 830 • 80+CRI / 3000K 835 • 80+CRI / 3500K 840 • 80+CRI / 4000K 850 • 80+CRI / 5000K 865 • 80+CRI / 6500K 8TW • 80+CRI Tunable White 2700K-6500K 90CRI Also available
	4 - 4000 lm 8 - 8000 lm 12 - 12000 lm 16 - 16000 lm 20 - 20000 lm 24 - 24000 lm High Efficacy 4HE - 4000 lm 8HE - 8000 lm 12HE - 12000 lm 14HE - 14000 lm	4L • 4'					Standard options for GDH420 shown above. For additional options, including lumen packages, controls, lenses, switches, finishes, and more, visit www.lalighting.com/resources or contact customer service.		Contact customer service for additional CRI/CCT packages.

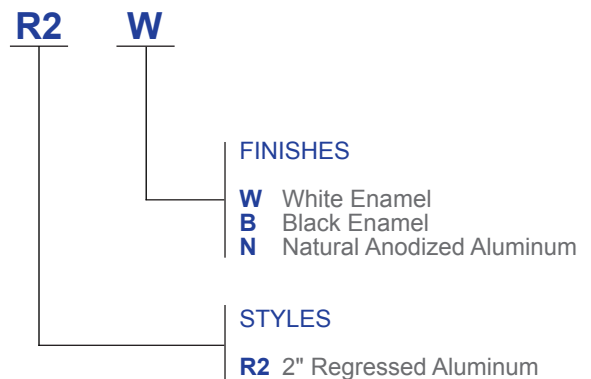
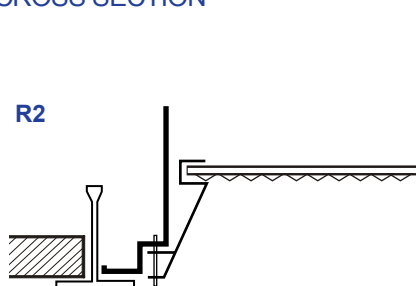
OPTICAL OPTIONS

STANDARD LENSES FOR GDH420

- PA** Clear Prismatic Acrylic, No Thickness Specified, Female Prisms $\frac{3}{16}$ " Square Base, Pattern 12
- FFWA** Flat Frosted White Acrylic, No Thickness Specified
- FPA2** Frosted Prismatic Acrylic, Nom. 0.125" OA Thickness, Female Prisms $\frac{3}{16}$ " Square Base, Pattern 12

DOOR FRAME

CROSS SECTION



Los Angeles Lighting Mfg. Co.
 Contact Us
 T: 626-454-8300 10141 Olney Street
 F: 626-454-8399 El Monte, CA 91731
www.lalighting.com Made in the USA



Due to continued product improvements and enhancements, Los Angeles Lighting Manufacturing Company reserves the right to alter specifications, dimensions, data, and/or materials without notice. Please visit our website to view the most current information.

© 2024 LOS ANGELES LIGHTING MANUFACTURING CO. ALL RIGHTS RESERVED

Revised: 07/31/24



SYSTEM DATA: Additional Lumen Packages Available. Contact Customer Service for More Information

Normal Temp

2' - LED LUMEN PACKAGE	PRODUCT CODE	DELIVERED LUMENS	SYSTEM WATTS	LUMINAIRE EFFICACY	AMBIENT TEMP.	FLUORESCENT EQUIVALENT	IES FILES
2000 Lumens (Nominal)	GDH420-2-2L-R2W-PA-DRDM-UNV-2/840	1520	13.4	113.3 lm/W	-20°C / 35°C (-4°F / 95°F)	1-F24T5HO, 2-F17T8	*
4000 Lumens (Nominal)	GDH420-4-2L-R2W-PA-DRDM-UNV-2/840	2985	26.7	111.8 lm/W	-20°C / 35°C (-4°F / 95°F)	3-F17T8	LA-T3725
6000 Lumens (Nominal)	GDH420-6-2L-R2W-PA-DRDM-UNV-2/840	4649	43.7	106.4 lm/W	-20°C / 35°C (-4°F / 95°F)	2-F24T5HO, 4-F17T8	*
8000 Lumens (Nominal)	GDH420-8-2L-R2W-PA-DRDM-UNV-2/840	6051	51.1	118.3 lm/W	-20°C / 35°C (-4°F / 95°F)	3-F24T5HO, 6-F17T8	*
12000 Lumens (Nominal)	GDH420-12-2L-R2W-PA-DRDM-UNV-2/840	8791	74.9	117.3 lm/W	-20°C / 35°C (-4°F / 95°F)	2-F54T5HO, 4-F24T5HO	*
16000 Lumens (Nominal)	GDH420-16-2L-R2W-PA-DRDM-UNV-2/840	11867	97.9	121.2 lm/W	-20°C / 35°C (-4°F / 95°F)	3-F54T5HO, 6-F24T5HO	*

Normal Temp High Efficacy

2' - LED LUMEN PACKAGE	PRODUCT CODE	DELIVERED LUMENS	SYSTEM WATTS	LUMINAIRE EFFICACY	AMBIENT TEMP.	FLUORESCENT EQUIVALENT	IES FILES
2000 Lumens (Nominal)	GDH420-2HE-2L-R2W-PA-DRDM-UNV-2/840	1644	13.5	121.4 lm/W	-20°C / 35°C (-4°F / 95°F)	1-F24T5HO, 2-F17T8	*
4000 Lumens (Nominal)	GDH420-4HE-2L-R2W-PA-DRDM-UNV-2/840	2922	23.5	124.6 lm/W	-20°C / 35°C (-4°F / 95°F)	3-F17T8	*
6000 Lumens (Nominal)	GDH420-6HE-2L-R2W-PA-DRDM-UNV-2/840	4699	38.4	122.4 lm/W	-20°C / 35°C (-4°F / 95°F)	2-F24T5HO, 4-F17T8	*
8000 Lumens (Nominal)	GDH420-8HE-2L-R2W-PA-DRDM-UNV-2/840	6051	50.9	119.0 lm/W	-20°C / 35°C (-4°F / 95°F)	3-F24T5HO, 6-F17T8	*

Normal Temp

4' - LED LUMEN PACKAGE	PRODUCT CODE	DELIVERED LUMENS	SYSTEM WATTS	LUMINAIRE EFFICACY	AMBIENT TEMP.	FLUORESCENT EQUIVALENT	IES FILES
4000 Lumens (Nominal)	GDH420-4-4L-R2W-PA-DRDM-UNV-2/840	3298	25.8	128.0 lm/W	-20°C / 35°C (-4°F / 95°F)	1-F54T5HO, 2-F32T8	*
8000 Lumens (Nominal)	GDH420-8-4L-R2W-PA-DRDM-UNV-2/840	6476	52.7	122.9 lm/W	-20°C / 35°C (-4°F / 95°F)	3-F32T8	LA-T3726
12000 Lumens (Nominal)	GDH420-12-4L-R2W-PA-DRDM-UNV-2/840	9791	81.9	119.5 lm/W	-20°C / 35°C (-4°F / 95°F)	5-F32T8	*
16000 Lumens (Nominal)	GDH420-16-4L-R2W-PA-DRDM-UNV-2/840	12842	99.2	129.5 lm/W	-20°C / 35°C (-4°F / 95°F)	3-F54T5HO, 6-F32T8	*
20000 Lumens (Nominal)	GDH420-20-4L-R2W-PA-DRDM-UNV-2/840	16055	123.0	130.6 lm/W	-20°C / 35°C (-4°F / 95°F)	4-F54T5HO	*
24000 Lumens (Nominal)	GDH420-24-4L-R2W-PA-DRDM-UNV-2/840	19066	149.2	127.8 lm/W	-20°C / 35°C (-4°F / 95°F)	5-F54T5HO	*

Normal Temp High Efficacy

4' - LED LUMEN PACKAGE	PRODUCT CODE	DELIVERED LUMENS	SYSTEM WATTS	LUMINAIRE EFFICACY	AMBIENT TEMP.	FLUORESCENT EQUIVALENT	IES FILES
4000 Lumens (Nominal)	GDH420-4HE-4L-R2W-PA-DRDM-UNV-2/840	3208	22.7	141.1 lm/W	-20°C / 35°C (-4°F / 95°F)	1-F54T5HO, 2-F32T8	*
8000 Lumens (Nominal)	GDH420-8HE-4L-R2W-PA-DRDM-UNV-2/840	6338	45.3	140.0 lm/W	-20°C / 35°C (-4°F / 95°F)	3-F32T8	*
12000 Lumens (Nominal)	GDH420-12HE-4L-R2W-PA-DRDM-UNV-2/840	9575	71.1	134.6 lm/W	-20°C / 35°C (-4°F / 95°F)	5-F32T8	*
14000 Lumens (Nominal)	GDH420-14HE-4L-R2W-PA-DRDM-UNV-2/840	11099	83.7	132.6 lm/W	-20°C / 35°C (-4°F / 95°F)	3-F54T5HO, 6-F32T8	*

NOTE:
System data as of 4/26/24.
Subject to change without notice.

System data is based on 120V input voltage. Actual performance may differ as a result of end-user environment and application. This fixture has been tested and listed in accordance with UL Standards. L.A. Lighting certifies that it will operate safely when installed properly, and within an ambient temperature range noted in the system data table.

Additional lumen packages and color temperatures available.



Los Angeles Lighting Mfg. Co.
 Contact Us
 T: 626-454-8300 10141 Olney Street
 F: 626-454-8399 El Monte, CA 91731
 www.lalighting.com Made in the USA

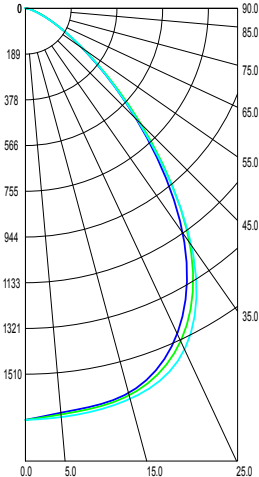


Due to continued product improvements and enhancements, Los Angeles Lighting Manufacturing Company reserves the right to alter specifications, dimensions, data, and/or materials without notice. Please visit our website to view the most current information.

© 2024 LOS ANGELES LIGHTING MANUFACTURING CO. ALL RIGHTS RESERVED Revised: 07/31/24



PHOTOMETRIC DATA

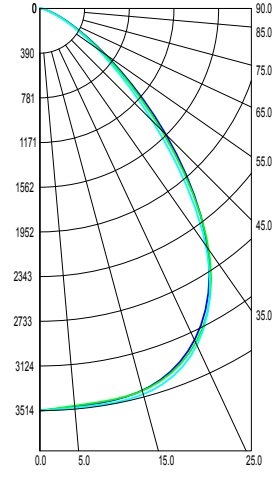


GDH420-4-2L-R2W-PA-DRDM-UNV-2/840
 TEST NO. = LA-T3725
 LED TYPE = 48 LED MODULE
 NO. OF MODULE = 2
 SYSTEM WATT (W) = 26.7
 CRI ≥ 80
 L70(Hrs.) ≥ 50,000
 PHOTOMETRY TYPE = C

ZONAL LUMEN SUMMARY			
DEGREES	LUMENS	% LAMP	% FIXTURE
0-30	1332	33	45
0-40	2068	51	69
0-60	2842	70	95
0-90	2985	73	100
90-120	0	0	0
90-150	0	0	0
90-180	0	0	0
0-180	2985	73	100.0

SPACING CRITERION	
ALONG	ACROSS
1.14	1.09

Luminaire Output = 2985 lumens
 Luminaire Efficacy = 111.8 lm/W
 Luminaire Efficiency = 73.06%



GDH420-8-4L-R2W-PA-DRDM-UNV-2/840
 TEST NO. = LA-T3726
 LED TYPE = 48 LED MODULE
 NO. OF MODULE = 4
 SYSTEM WATT (W) = 52.6
 CRI ≥ 80
 L70(Hrs.) ≥ 50,000
 PHOTOMETRY TYPE = C

ZONAL LUMEN SUMMARY			
DEGREES	LUMENS	% LAMP	% FIXTURE
0-30	2807	34	43
0-40	4413	54	68
0-60	6156	75	95
0-90	6475	79	100
90-120	0	0	0
90-150	0	0	0
90-180	0	0	0
0-180	6475	79	100.0

SPACING CRITERION	
ALONG	ACROSS
1.20	1.20

Luminaire Output = 2985 lumens
 Luminaire Efficacy = 122.9 lm/W
 Luminaire Efficiency = 79.23%



Los Angeles Lighting Mfg. Co.
 Contact Us
 T: 626-454-8300
 F: 626-454-8399
 www.lalighting.com
 10141 Olney Street
 El Monte, CA 91731
 Made in the USA



Due to continued product improvements and enhancements, Los Angeles Lighting Manufacturing Company reserves the right to alter specifications, dimensions, data, and/or materials without notice. Please visit our website to view the most current information.

© 2024 LOS ANGELES LIGHTING MANUFACTURING CO. ALL RIGHTS RESERVED

Revised: 07/31/24

