



SURFACE MOUNT MHL310

1" WIDE HINGE AND LATCH TROFFER

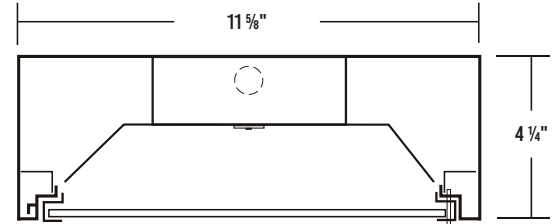


JOB	
TYPE	
DATE	

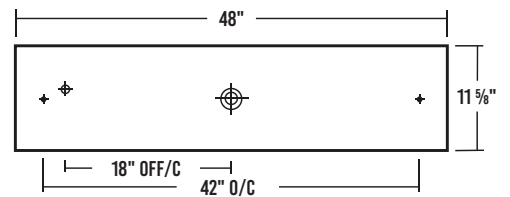
Surface / Suspension Mounted



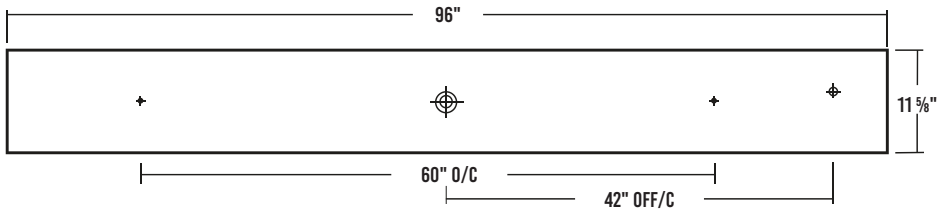
CROSS SECTION



4' BACKPLATE



8' BACKPLATE



- 2" K.O.
- 7/8" OFFSET K.O.
- 11/16" MOUNTING K.O.

SPECIFICATIONS

Construction

- 22 gauge cold-rolled steel housing
- 20 gauge cold-rolled steel door frame secured by T-hinges and positive spring loaded latches
- One-way polyurethane gasket

Finish

- Baked white powder-coated finish
- Painted after fabrication
- Minimum reflectance 90%

Optical

- Clear prismatic acrylic lens

Electrical

- High-efficiency drivers coupled with long-life LEDs
- Service life tested at 148,000 hours (L70)
- Universal voltage 120V through 277V (347V / 480V available)
- Power Factor (PF) ≥ 0.9
- Total Harmonic Distortion (THD) $\leq 20\%$

Listing

- UL USA and Canada listed / suitable for damp locations

Warranty

- 5-Year limited warranty standard. 10-Year limited warranty also available

APPLICATIONS

- Offices, Schools, Commercial

FEATURES

- 0-10V dimming driver standard
- Supports California Title 24 compliance

OPTIONS

- Range of lumen packages and color temperatures
- Sensors and controls
- Lens options
- Tunable white (2700K – 6500K)
- Emergency battery pack
- Extruded aluminum door frame
- Neoprene gasket
- Customization available upon request



Los Angeles Lighting Mfg. Co.
 Contact Us
 T: 626-454-8300 10141 Olney Street
 F: 626-454-8399 El Monte, CA 91731
 www.lalighting.com Made in the USA



Due to continued product improvements and enhancements, Los Angeles Lighting Manufacturing Company reserves the right to alter specifications, dimensions, data, and/or materials without notice. Please visit our website to view the most current information.

© 2024 LOS ANGELES LIGHTING MANUFACTURING CO. ALL RIGHTS RESERVED

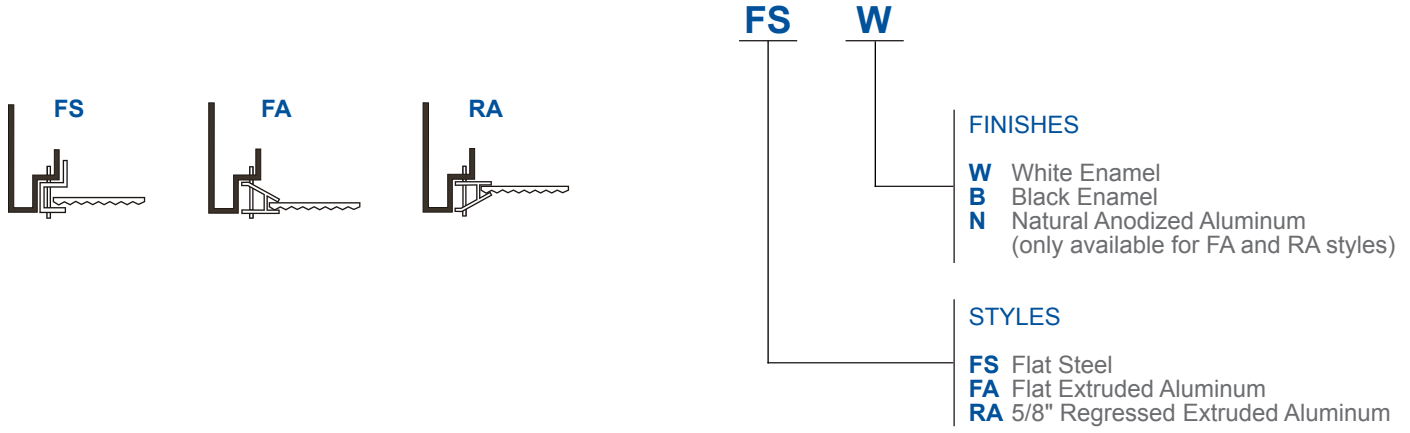
Revised: 11/04/24



ORDERING INFORMATION: Additional Options Available. Visit www.lalighting.com/resources for more information

EXAMPLE: MHL310-4-4L-FSW-PA-BPL1.5-DRDM-UNV-1/840										
SERIES	NOMINAL LED LUMENS	NOMINAL LENGTH	DOOR FRAME	OPTICAL	MECHANICAL	ELECTRICAL	DRIVER	VOLTAGE	# OF LED ROWS	CRI / CCT
MHL310									1	
MHL310 • 1' Wide Hinge and Latch Troffer	1 - 1000 lm 2 - 2000 lm 3 - 3000 lm 4 - 4000 lm 6 - 6000 lm 8 - 8000 lm 12 - 12000 lm High Efficacy 1HE - 1000 lm 2HE - 2000 lm 3HE - 3000 lm 4HE - 4000 lm 6HE - 6000 lm 8HE - 8000 lm	4L • 4'	FSW • Flat Steel White Enamel	PA • Clear Prismatic Acrylic PA2 • Clear Prismatic Acrylic 0.125" FPA2 • Frosted Prismatic Acrylic 0.125"	GSKNx • Neoprene Gasket *Leave blank for standard 1-way polyurethane gasket	BPL1.5 • 1500 lm emergency battery pack WLC(xx) • Wireless Control *Leave blank if not specified	DRDM • 0-10V Dimming Driver	UNV • 120V-277V	1 • One LED Row	827 • 80+CRI / 2700K 830 • 80+CRI / 3000K 835 • 80+CRI / 3500K 840 • 80+CRI / 4000K 850 • 80+CRI / 5000K 865 • 80+CRI / 6500K 8TW • 80+CRI Tunable White 2700K-6500K 90CRI Also available Contact customer service for additional CRI/CCT packages.
	2 - 2000 lm 4 - 4000 lm 6 - 6000 lm 8 - 8000 lm 12 - 12000 lm 16 - 16000 lm 24 - 24000 lm High Efficacy 2HE - 2000 lm 4HE - 4000 lm 6HE - 6000 lm 8HE - 16000 lm 12HE - 12000 lm 16HE - 16000 lm	8L • 8'		FFWA • Flat Frosted White Acrylic						Standard options for MHL310 shown above. For additional options, including lumen packages, controls, lenses, switches, finishes, and more, visit www.lalighting.com/resources or contact customer service.

DOOR FRAME CROSS SECTION



OPTICAL OPTIONS

STANDARD LENSES FOR MHL310

- PA** Clear Prismatic Acrylic, No Thickness Specified, Female Prisms 3/16 Square Base
- PA2** Clear Prismatic Acrylic, Nom. 0.125" OA Thickness, Female Prisms 3/16 Square Base
- FFWA** Flat Frosted White Acrylic
- FPA2** Frosted Prismatic Acrylic, Nom. 0.125" OA Thickness, Female Prisms 3/16 Square Base



Los Angeles Lighting Mfg. Co.
 Contact Us
 T: 626-454-8300 10141 Olney Street
 F: 626-454-8399 El Monte, CA 91731
www.lalighting.com Made in the USA



Due to continued product improvements and enhancements, Los Angeles Lighting Manufacturing Company reserves the right to alter specifications, dimensions, data, and/or materials without notice. Please visit our website to view the most current information.

© 2024 LOS ANGELES LIGHTING MANUFACTURING CO. ALL RIGHTS RESERVED

Revised: 11/04/24



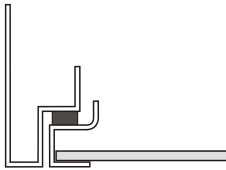
NEOPRENE GASKET

If Neoprene gasketing is not specified, standard 1-way polyurethane gasket will be used.



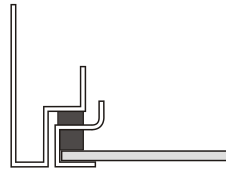
1-WAY

Gasket between housing and door frame.
Only for FS and FA style door frames.



2-WAY

Additional gasket between door frame and lens.
Only for FS style door frames.



MOUNTING HARDWARE

CANOPY / CABLE SUSPENSION SYSTEMS

Self-locking, one-step adjustable suspension devices with canopy



433B

- Canopy with cable
- No power cord
- Cable length 48" and 96"
- Max. Weight 196 lbs.

433B-48 W

COLOR

- W - White
- B - Black

CABLE LENGTH

- 48 - 48 inches
- 96 - 96 inches
- (other lengths as specified)



444F

- Feed-in canopy with straight cord
- Includes power cord
- Cable length 48" and 96"
- Max. Weight 196 lbs

444F-48W-2C

OF CIRCUITS

- 2C - Two circuits
- LV - 0-10V dimming
- Blank - One circuit

COLOR

- W - White
- B - Black

CABLE LENGTH

- 48 - 48 inches
- 96 - 96 inches
- (other lengths as specified)



Los Angeles Lighting Mfg. Co.
 Contact Us
 T: 626-454-8300 10141 Olney Street
 F: 626-454-8399 El Monte, CA 91731
 www.lalighting.com Made in the USA



Due to continued product improvements and enhancements, Los Angeles Lighting Manufacturing Company reserves the right to alter specifications, dimensions, data, and/or materials without notice. Please visit our website to view the most current information.

© 2024 LOS ANGELES LIGHTING MANUFACTURING CO. ALL RIGHTS RESERVED

Revised: 11/04/24



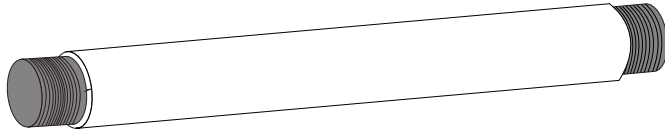
MOUNTING HARDWARE

THREADED MOUNTING STEMS

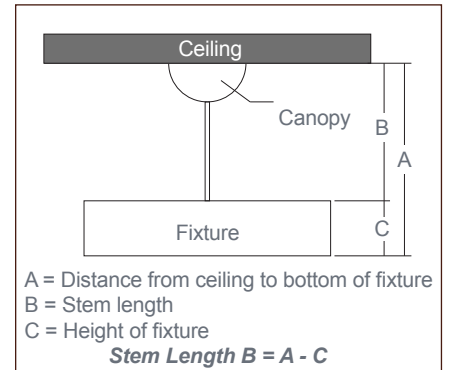
STEM

- 3/8" IPS, nominal OD 5/8"
 - Threaded 1" each end
 - 2 lock nuts provided per stem
 - Standard lengths: 6", 12", 18", 24", 30", 36", 48"
 - Baked white enamel finish
 - To order, specify length required after STEM.
- Example: **STEM12** for 12", **STEM24** for 24", etc.

Other lengths & finishes are available as specified



Stem Length Calculation



SYSTEM DATA: Additional Lumen Packages Available. Contact Customer Service for More Information

Normal Temp	4'	LED LUMEN PACKAGE	NORMAL AMBIENT TEMPERATURE PRODUCT CODE	DELIVERED LUMENS	SYSTEM WATTS	LUMINAIRE EFFICACY	AMBIENT TEMP.	FLUORESCENT EQUIVALENT	IES FILES
		1000 Lumens (Nominal)	MHL310-1-4L-FSW-PA-DRDM-UNV-1/840	994	7.4	134.1 lm/W	-20°C / 35°C (-4°F / 95°F)	1x F32T8	*
		2000 Lumens (Nominal)	MHL310-2-4L-FSW-PA-DRDM-UNV-1/840	1637	12.5	131.3 lm/W	-20°C / 35°C (-4°F / 95°F)	1x F32T8	*
		3000 Lumens (Nominal)	MHL310-3-4L-FSW-PA-DRDM-UNV-1/840	2588	20.2	127.9 lm/W	-20°C / 35°C (-4°F / 95°F)	2x F32T8	*
		4000 Lumens (Nominal)	MHL310-4-4L-FSW-PA-DRDM-UNV-1/840	3213	25.5	125.9 lm/W	-20°C / 35°C (-4°F / 95°F)	1x F54T5HO 2x F32T8	*
		6000 Lumens (Nominal)	MHL310-6-4L-FSW-PA-DRDM-UNV-1/840	4744	39.1	121.4 lm/W	-20°C / 35°C (-4°F / 95°F)	3x F32T8	*
		8000 Lumens (Nominal)	MHL310-8-4L-FSW-PA-DRDM-UNV-1/840	6228	53.1	117.4 lm/W	-20°C / 35°C (-4°F / 95°F)	2x F54T5HO 4x F32T8	*
		12000 Lumens (Nominal)	MHL310-12-4L-FSW-PA-DRDM-UNV-1/840	9486	78.0	121.6 lm/W	-20°C / 35°C (-4°F / 95°F)	3x F54T5HO 6x F32T8	*

Normal Temp High Efficacy	4'	LED LUMEN PACKAGE	NORMAL AMBIENT TEMPERATURE (HIGH EFFICACY) PRODUCT CODE	DELIVERED LUMENS	SYSTEM WATTS	LUMINAIRE EFFICACY	AMBIENT TEMP.	FLUORESCENT EQUIVALENT	IES FILES
		1000 Lumens (Nominal)	MHL310-1HE-4L-FSW-PA-DRDM-UNV-1/840	1013	7.3	138.8 lm/W	-20°C / 35°C (-4°F / 95°F)	1x F32T8	*
		2000 Lumens (Nominal)	MHL310-2HE-4L-FSW-PA-DRDM-UNV-1/840	1664	12.4	134.7 lm/W	-20°C / 35°C (-4°F / 95°F)	1x F32T8	*
		3000 Lumens (Nominal)	MHL310-3HE-4L-FSW-PA-DRDM-UNV-1/840	2310	17.3	133.6 lm/W	-20°C / 35°C (-4°F / 95°F)	2x F32T8	*
		4000 Lumens (Nominal)	MHL310-4HE-4L-FSW-PA-DRDM-UNV-1/840	3274	24.9	131.3 lm/W	-20°C / 35°C (-4°F / 95°F)	1x F54T5HO 2x F32T8	*
		6000 Lumens (Nominal)	MHL310-6HE-4L-FSW-PA-DRDM-UNV-1/840	4861	37.8	128.7 lm/W	-20°C / 35°C (-4°F / 95°F)	3x F32T8	*
		8000 Lumens (Nominal)	MHL310-8HE-4L-FSW-PA-DRDM-UNV-1/840	6426	50.9	126.1 lm/W	-20°C / 35°C (-4°F / 95°F)	2x F54T5HO 4x F32T8	*



Los Angeles Lighting Mfg. Co.
 Contact Us
 T: 626-454-8300 10141 Olney Street
 F: 626-454-8399 El Monte, CA 91731
 www.lalighting.com Made in the USA



Due to continued product improvements and enhancements, Los Angeles Lighting Manufacturing Company reserves the right to alter specifications, dimensions, data, and/or materials without notice. Please visit our website to view the most current information.

© 2024 LOS ANGELES LIGHTING MANUFACTURING CO. ALL RIGHTS RESERVED

Revised: 11/04/24



SYSTEM DATA: Additional Lumen Packages Available. Contact Customer Service for More Information

Normal Temp	8'	LED LUMEN PACKAGE	NORMAL AMBIENT TEMPERATURE PRODUCT CODE	DELIVERED LUMENS	SYSTEM WATTS	LUMINAIRE EFFICACY	AMBIENT TEMP.	FLUORESCENT EQUIVALENT	IES FILES
	2000 Lumens (Nominal)	MHL310-2-4L-FSW-PA-DRDM-UNV-1/840	1664	12.4	134.7 lm/W	-20°C / 35°C (-4°F / 95°F)	1x F32T8	*	
	4000 Lumens (Nominal)	MHL310-4-4L-FSW-PA-DRDM-UNV-1/840	3274	24.9	131.3 lm/W	-20°C / 35°C (-4°F / 95°F)	2x F32T8	*	
	6000 Lumens (Nominal)	MHL310-6-4L-FSW-PA-DRDM-UNV-1/840	4861	37.8	128.7 lm/W	-20°C / 35°C (-4°F / 95°F)	3x F32T8	*	
	8000 Lumens (Nominal)	MHL310-8-4L-FSW-PA-DRDM-UNV-1/840	6426	50.9	126.1 lm/W	-20°C / 35°C (-4°F / 95°F)	2x F54T5HO 4x F32T8	*	
	12000 Lumens (Nominal)	MHL310-12-4L-FSW-PA-DRDM-UNV-1/840	9487	78.0	121.6 lm/W	-20°C / 35°C (-4°F / 95°F)	6x F32T8 2x F96T8HO	*	
	16000 Lumens (Nominal)	MHL310-16-4L-FSW-PA-DRDM-UNV-1/840	12457	106.1	117.4 lm/W	-20°C / 35°C (-4°F / 95°F)	4x F54T5HO 8x F32T8	*	
	24000 Lumens (Nominal)	MHL310-24-4L-FSW-PA-DRDM-UNV-1/840	18671	153.4	121.7 lm/W	-20°C / 35°C (-4°F / 95°F)	6x F54T5HO 4x F96T8HO	*	

Normal Temp High Efficacy	8'	LED LUMEN PACKAGE	NORMAL AMBIENT TEMPERATURE (HIGH EFFICACY) PRODUCT CODE	DELIVERED LUMENS	SYSTEM WATTS	LUMINAIRE EFFICACY	AMBIENT TEMP.	FLUORESCENT EQUIVALENT	IES FILES
	2000 Lumens (Nominal)	MHL310-2HE-4L-FSW-PA-DRDM-UNV-1/840	1700	12.2	138.9 lm/W	-20°C / 35°C (-4°F / 95°F)	1x F32T8	*	
	4000 Lumens (Nominal)	MHL310-4HE-4L-FSW-PA-DRDM-UNV-1/840	3327	24.6	135.3 lm/W	-20°C / 35°C (-4°F / 95°F)	2x F32T8	*	
	6000 Lumens (Nominal)	MHL310-6HE-4L-FSW-PA-DRDM-UNV-1/840	4621	34.6	133.6 lm/W	-20°C / 35°C (-4°F / 95°F)	3x F32T8	*	
	8000 Lumens (Nominal)	MHL310-8HE-4L-FSW-PA-DRDM-UNV-1/840	6227	47.2	132.0 lm/W	-20°C / 35°C (-4°F / 95°F)	2x F54T5HO 4x F32T8	*	
	12000 Lumens (Nominal)	MHL310-12HE-4L-FSW-PA-DRDM-UNV-1/840	9406	72.8	129.2 lm/W	-20°C / 35°C (-4°F / 95°F)	6x F32T8 2x F96T8HO	*	
	16000 Lumens (Nominal)	MHL310-16HE-4L-FSW-PA-DRDM-UNV-1/840	12540	99.1	126.6 lm/W	-20°C / 35°C (-4°F / 95°F)	4x F54T5HO 8x F32T8	*	

NOTE:
System data as of 11/08/24 (K-Boards).
Luminaire efficiency: 76.8%
Subject to change without notice.

System data is based on 120V input voltage. Actual performance may differ as a result of end-user environment and application. This fixture has been tested and listed in accordance with UL Standards. L.A. Lighting certifies that it will operate safely when installed properly, and within an ambient temperature range noted in the system data table.

Additional lumen packages and color temperatures available.



Los Angeles Lighting Mfg. Co.
Contact Us
T: 626-454-8300 10141 Olney Street
F: 626-454-8399 El Monte, CA 91731
www.lalighting.com Made in the USA



Due to continued product improvements and enhancements, Los Angeles Lighting Manufacturing Company reserves the right to alter specifications, dimensions, data, and/or materials without notice. Please visit our website to view the most current information.

© 2024 LOS ANGELES LIGHTING MANUFACTURING CO. ALL RIGHTS RESERVED

Revised: 11/04/24

