



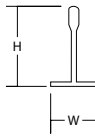
CLEANROOM GCR721



CLASS 1000/10000 CLEANROOM GRID LUMINAIRE

JOB	
TYPE	
DATE	

Grid-Mounted



COMPATIBLE T-BAR GRIDS	
WIDTH	HEIGHT
15/16"	1 1/2"
1 1/2"	1 1/2"
1 1/2"	2"

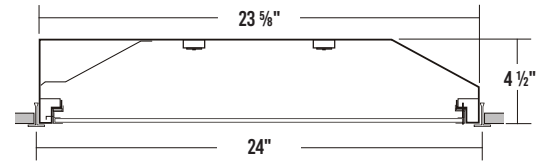


2' x 4'

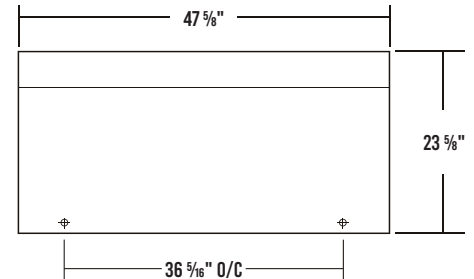


2' x 2'

CROSS SECTION

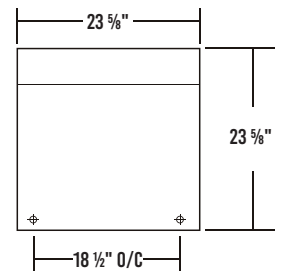


4' BACKPLATE



2' BACKPLATE

7/8" KO



SPECIFICATIONS

Construction

- Class 1000/10,000 (ISO Class 6/7 Equivalent)
- 22 gauge cold-rolled steel welded housing
- 20 gauge cold-rolled steel door frame secured by T-hinges and spring-loaded latches
- Door frame sealed with closed cell neoprene gasket
- All parts fitted and sealed

Finish

- Baked white polyester finish
- Painted after fabrication
- Minimum reflectance 90%

Optical

- Inverted clear prismatic acrylic lens (nominal 0.125" thickness)

Electrical

- High efficiency drivers coupled with long-life LEDs
- Service life greater than 50,000 hours (L70)
- Universal voltage 120V through 277V (347V / 480V available)
- Power Factor (PF) ≥ 0.9
- Total Harmonic Distortion (THD) ≤ 20%

Listing

- UL USA and Canada listed / suitable for damp locations

Warranty

- 5-Year limited warranty standard. 10-Year limited warranty also available

APPLICATIONS

- Cleanroom, Sealed Ceiling Areas, Commercial

FEATURES

- 0-10V dimming driver standard
- Supports California Title 24 compliance
- Tapered housing for use with 2" high T-Bar grids

OPTIONS

- Range of lumen packages and color temperatures
- Tunable white (2700K - 6500K)
- Colored LEDs, including True/Native Amber
- Sensors and controls
- Lens options
- Antimicrobial finish
- Emergency battery pack
- Customization available upon request



Los Angeles Lighting Mfg. Co.
 Contact Us
 T: 626-454-8300 10141 Olney Street
 F: 626-454-8399 El Monte, CA 91731
 www.lalighting.com Made in the USA



Due to continued product improvements and enhancements, Los Angeles Lighting Manufacturing Company reserves the right to alter specifications, dimensions, data, and/or materials without notice. Please visit our website to view the most current information.

© 2024 LOS ANGELES LIGHTING MANUFACTURING CO. ALL RIGHTS RESERVED

Revised: 01/29/25

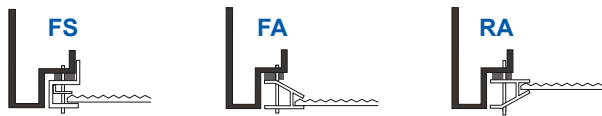


ORDERING INFORMATION: Additional Options Available. Visit www.lalighting.com/resources for more information

EXAMPLE: GCR721-4-4L-FSW-PA2-BPL1.5-DRDM-UNV-2/840										
SERIES	NOMINAL LED LUMENS	NOMINAL LENGTH	FINISH	DOOR FRAME	OPTICAL	ELECTRICAL	DRIVER	VOLTAGE	# OF LED ROWS	CRI / CCT
GCR721									2	
GCR721 • Class 1000/10000 Cleanroom Grid LED Luminaire	2 - 2000 lm 4 - 4000 lm 6 - 6000 lm 8 - 8000 lm 12 - 12000 lm High Efficacy 2HE - 2000 lm 4HE - 4000 lm 6HE - 6000 lm 8HE - 8000 lm	2L • 2'	AMF • Antimicrobial Finish *Leave blank if not specified	FSW • Flat Steel White Enamel Door Frame	PA2 • Clear Prismatic Acrylic 0.125" FPA2 • Frosted Prismatic Acrylic 0.125" DRP8 • High-Impact Clear Prismatic Acrylic 0.187" FFWA • Flat Frosted White Acrylic	BPL1.5 • 1500 lm emergency battery pack *Leave blank if not specified	DRDM • 0-10V Dimming Driver	UNV • 120V-277V	2 • Two LED Rows	827 • 80+CRI / 2700K 830 • 80+CRI / 3000K 835 • 80+CRI / 3500K 840 • 80+CRI / 4000K 850 • 80+CRI / 5000K 865 • 80+CRI / 6500K 8TW • 80+CRI Tunable White 2700K-6500K AM8¹ • PC Yellow 575 nm - 590 nm AM9¹ • PC Amber 586 nm - 593 nm AMT¹ • True Amber 585 nm - 595 nm
Standard options for GCR721 shown above. For additional options, including lumen packages, controls, lenses, switches, finishes, and more, visit www.lalighting.com/resources or contact customer service.										90CRI Also available Contact customer service for additional CRI/CCT packages.
1 For amber and other color LEDs, available lumen packages vary. Contact customer service for more information.										

DOOR FRAME

CROSS SECTION



FEATURES

- T-Hinges and Positive Spring Loaded Latches
- Inverted Lens
- Sealed with Closed Cell Neoprene Gasket
- Light Stop Covers Installed
- Internal Frame Rail (FS only)

FS W

FINISHES

- W** White Enamel
- B** Black Enamel
- N** Natural Anodized Aluminum (only available for FA and RA styles)

STYLES

- FS** Flat Steel
- FA** Flat Extruded Aluminum
- RA** 5/8" Regressed Extruded Aluminum

OPTICAL OPTIONS

STANDARD LENSES FOR GCR721 - Prismatic lenses are inverted to position the flat side facing down.

- PA2** Clear Prismatic Acrylic, Nom. 0.125" OA Thickness, Female Prisms 3/16" Square Base, Pattern 12
- FPA2** Frosted Prismatic Acrylic, Nom. 0.125" OA Thickness, Female Prisms 3/16" Square Base, Pattern 12
- DRP8** High-Impact Clear Prismatic Acrylic, Nom. 0.187" OA Thickness, Female Prisms 3/16" Square Base, Pattern 12
- FFWA** Flat Frosted White Acrylic, No Thickness Specified



Los Angeles Lighting Mfg. Co.
 Contact Us
 T: 626-454-8300 10141 Olney Street
 F: 626-454-8399 El Monte, CA 91731
www.lalighting.com Made in the USA



Due to continued product improvements and enhancements, Los Angeles Lighting Manufacturing Company reserves the right to alter specifications, dimensions, data, and/or materials without notice. Please visit our website to view the most current information.

© 2024 LOS ANGELES LIGHTING MANUFACTURING CO. ALL RIGHTS RESERVED

Revised: 01/29/25



SYSTEM DATA: Additional Lumen Packages Available. Contact Customer Service for More Information

Normal Temp

2'	LED LUMEN PACKAGE	NORMAL AMBIENT TEMPERATURE PRODUCT CODE	DELIVERED LUMENS	SYSTEM WATTS	LUMINAIRE EFFICACY	AMBIENT TEMP.	FLUORESCENT EQUIVALENT	IES FILES
	2000 Lumens (Nominal)	GCR721-2-2L-FSW-PA2-DRDM-UNV-2/840	1632	12.5	130.9 lm/W	-20°C / 35°C (-4°F / 95°F)	1x F24T5HO 2x F17T8	*
	4000 Lumens (Nominal)	GCR721-4-2L-FSW-PA2-DRDM-UNV-2/840	3204	25.5	125.5 lm/W	-20°C / 35°C (-4°F / 95°F)	2x F24T5HO 4x F17T8	*
	6000 Lumens (Nominal)	GCR721-6-2L-FSW-PA2-DRDM-UNV-2/840	4730	39.1	121.1 lm/W	-20°C / 35°C (-4°F / 95°F)	3x F24T5HO 6x F17T8	*
	8000 Lumens (Nominal)	GCR721-8-2L-FSW-PA2-DRDM-UNV-2/840	6211	53.1	117.1 lm/W	-20°C / 35°C (-4°F / 95°F)	2x F54T5HO 4x F24T5HO	*
	12000 Lumens (Nominal)	GCR721-12-2L-FSW-PA2-DRDM-UNV-2/840	9459	78.0	121.3 lm/W	-20°C / 35°C (-4°F / 95°F)	3x F54T5HO 6x F24T5HO	*

Normal Temp High Efficacy

2'	LED LUMEN PACKAGE	NORMAL AMBIENT TEMPERATURE (HIGH EFFICACY) PRODUCT CODE	DELIVERED LUMENS	SYSTEM WATTS	LUMINAIRE EFFICACY	AMBIENT TEMP.	FLUORESCENT EQUIVALENT	IES FILES
	2000 Lumens (Nominal)	GCR721-2HE-2L-FSW-PA2-DRDM-UNV-2/840	1659	12.4	134.3 lm/W	-20°C / 35°C (-4°F / 95°F)	1x F24T5HO 2x F17T8	*
	4000 Lumens (Nominal)	GCR721-4HE-2L-FSW-PA2-DRDM-UNV-2/840	3265	24.9	130.9 lm/W	-20°C / 35°C (-4°F / 95°F)	2x F24T5HO 4x F17T8	*
	6000 Lumens (Nominal)	GCR721-6HE-2L-FSW-PA2-DRDM-UNV-2/840	4847	37.8	128.4 lm/W	-20°C / 35°C (-4°F / 95°F)	3x F24T5HO 6x F17T8	*
	8000 Lumens (Nominal)	GCR721-8HE-2L-FSW-PA2-DRDM-UNV-2/840	6407	50.9	125.8 lm/W	-20°C / 35°C (-4°F / 95°F)	2x F54T5HO 4x F24T5HO	*

Normal Temp

4'	LED LUMEN PACKAGE	NORMAL AMBIENT TEMPERATURE PRODUCT CODE	DELIVERED LUMENS	SYSTEM WATTS	LUMINAIRE EFFICACY	AMBIENT TEMP.	FLUORESCENT EQUIVALENT	IES FILES
	2000 Lumens (Nominal)	GCR721-2-4L-FSW-PA2-DRDM-UNV-2/840	1727	12.4	139.8 lm/W	-20°C / 35°C (-4°F / 95°F)	1x F32T8	*
	4000 Lumens (Nominal)	GCR721-4-4L-FSW-PA2-DRDM-UNV-2/840	3399	24.9	136.3 lm/W	-20°C / 35°C (-4°F / 95°F)	1x F54T5HO 2x F32T8	*
	6000 Lumens (Nominal)	GCR721-6-4L-FSW-PA2-DRDM-UNV-2/840	5046	37.8	133.6 lm/W	-20°C / 35°C (-4°F / 95°F)	3x F32T8	*
	8000 Lumens (Nominal)	GCR721-8-4L-FSW-PA2-DRDM-UNV-2/840	6671	50.9	131.0 lm/W	-20°C / 35°C (-4°F / 95°F)	2x F54T5HO 4x F32T8	*
	12000 Lumens (Nominal)	GCR721-12-4L-FSW-PA2-DRDM-UNV-2/840	9849	78.0	126.3 lm/W	-20°C / 35°C (-4°F / 95°F)	3x F54T5HO 6x F32T8	*

Normal Temp High Efficacy

4'	LED LUMEN PACKAGE	NORMAL AMBIENT TEMPERATURE (HIGH EFFICACY) PRODUCT CODE	DELIVERED LUMENS	SYSTEM WATTS	LUMINAIRE EFFICACY	AMBIENT TEMP.	FLUORESCENT EQUIVALENT	IES FILES
	2000 Lumens (Nominal)	GCR721-2HE-4L-FSW-PA2-DRDM-UNV-2/840	1765	12.2	144.2 lm/W	-20°C / 35°C (-4°F / 95°F)	1x F32T8	*
	4000 Lumens (Nominal)	GCR721-4HE-4L-FSW-PA2-DRDM-UNV-2/840	3454	24.6	140.5 lm/W	-20°C / 35°C (-4°F / 95°F)	1x F54T5HO 2x F32T8	*
	6000 Lumens (Nominal)	GCR721-6HE-4L-FSW-PA2-DRDM-UNV-2/840	4797	34.6	138.7 lm/W	-20°C / 35°C (-4°F / 95°F)	3x F32T8	*
	8000 Lumens (Nominal)	GCR721-8HE-4L-FSW-PA2-DRDM-UNV-2/840	6464	47.2	137.0 lm/W	-20°C / 35°C (-4°F / 95°F)	2x F54T5HO 4x F32T8	*
	12000 Lumens (Nominal)	GCR721-12HE-4L-FSW-PA2-DRDM-UNV-2/840	9765	72.8	134.1 lm/W	-20°C / 35°C (-4°F / 95°F)	3x F54T5HO 6x F32T8	*

NOTE:

System data as of 1/29/25 (K-Boards).
Luminaire efficiency: 2x2 - 76.6%, 2x4 - 79.7%
Subject to change without notice.

System data is based on 120V input voltage. Actual performance may differ as a result of end-user environment and application. This fixture has been tested and listed in accordance with UL Standards. L.A. Lighting certifies that it will operate safely when installed properly, and within an ambient temperature range noted in the system data table.

Additional lumen packages and color temperatures available.



Los Angeles Lighting Mfg. Co.
Contact Us
T: 626-454-8300 10141 Olney Street
F: 626-454-8399 El Monte, CA 91731
www.lalighting.com Made in the USA



Due to continued product improvements and enhancements, Los Angeles Lighting Manufacturing Company reserves the right to alter specifications, dimensions, data, and/or materials without notice. Please visit our website to view the most current information.

© 2024 LOS ANGELES LIGHTING MANUFACTURING CO. ALL RIGHTS RESERVED

Revised: 01/29/25

